

TEACHER REPORT

This semester is affected by a public health crisis. Colleagues are given the option not to submit this report for performance appraisal, MTAR, and P&T

Name of Teacher	TAN HONG KIAT
Module	CS1231-Discrete Structures (TUTORIAL)
Academic Year/Sem	2019/2020 - SEM 2
Department	COMPUTER SCIENCE
Faculty	SCHOOL OF COMPUTING

Raters	Student
Responded	18
Invited	26
Response Ratio	69%

Note:

Class Size = Invited; Response Size = Responded; Response Rate = Response Ratio

A. GUIDELINES FOR INTERPRETING THE REPORT

The teacher evaluation report is for developmental purposes and is meant to help identify strengths and areas for improvement. Please consider the following recommendations that will aid in interpreting the results:

1. Examine the report by taking note of patterns in order to consider how best to act on the feedback your students have taken the time to provide. Use the reflection section at the end to reflect upon how you might act on the feedback.
2. These evaluations stem from student perception and thus constitute one source of evidence among others as to the quality of your teaching. Any response to the feedback should be based on the most representative results rather than on outlying responses.
3. Upon getting a general sense as to what has gone well, and which areas may require attention and improvement, it is important to drill down to the related questions. These questions can help guide future action if feedback from students suggest areas for improvement.
4. Keep both the likert scale and written comments in mind while reading through the report. High scores (4+) suggest student consensus indicating a strength. On the other hand, low scores (2-) should be considered as an area that requires immediate developmental focus based on student feedback.

B. NOMINATION FOR TEACHING AWARDS

	Response Count
I would like to nominate TAN HONG KIAT for teaching awards	11

Comment
- Effective teacher that genuinely cares for his students.
- He is very dedicated and always offers to help us whenever we need help.
- Great work attitude and very effective in his teaching. Willing to go the extra mile for his students and even willing to help those not from his own tutorial group.
- Good at breaking down the material into understandable chunks
- Great tutor, with clear explanations that enhances students' thinking ability.
- dedicated and made the concepts clear and understandable. He always answer our questions with clear explanation.
- he puts in alot of effort in the tutorials by providing additional questions and is always willing to stay back to answer questions and answers questions even on text
- He explains teh questions well and inspires students of ways to solve the problems. He is responsible and easy to approach for asking problems.
- He has tried to simplify what we have learnt to us, and most of the times he is active and dedicated for every Q&A's from tutorial group mates in WhatsApp group.
- Nil
- Helpful

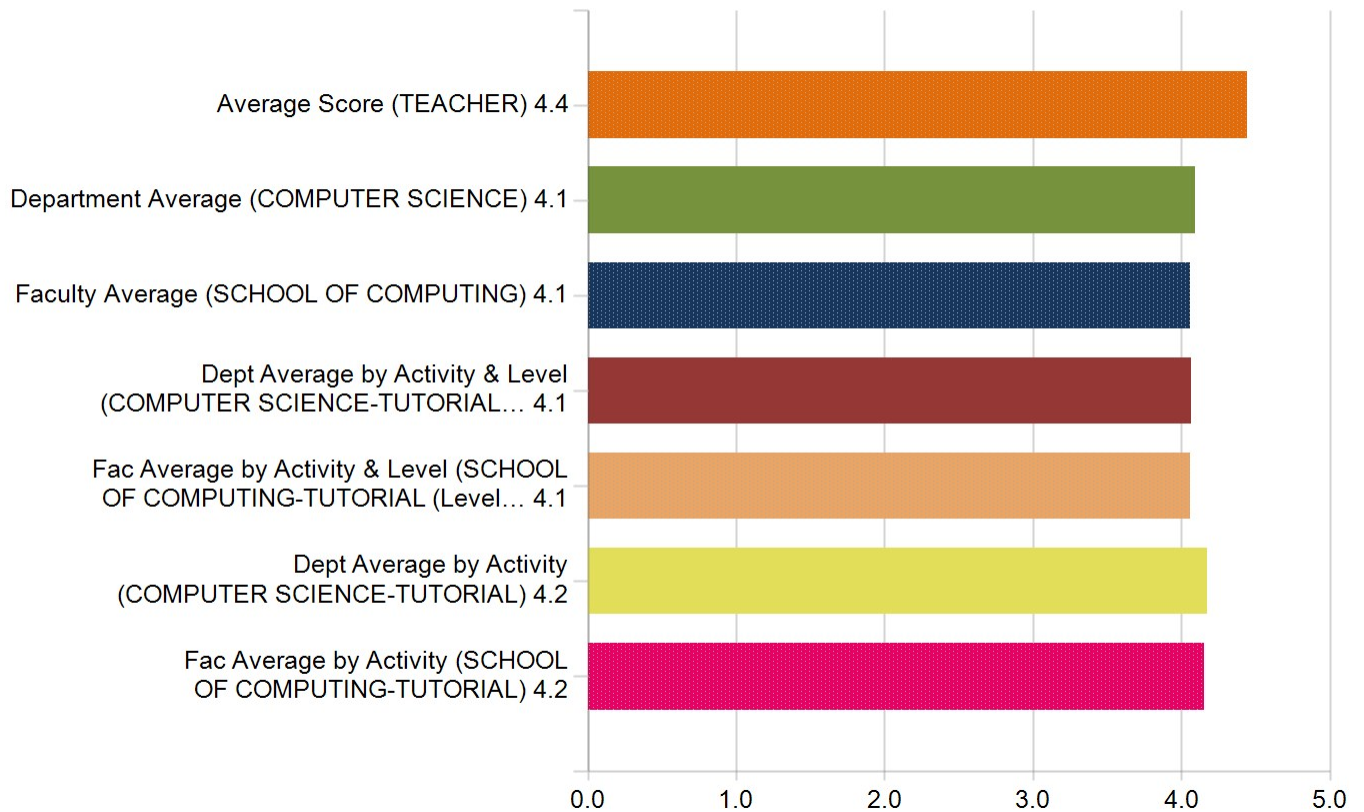
C. STUDENT FEEDBACK SCORES

(i) Rating Score

Question	Average Score (TEACHER)		Department Average (COMPUTER SCIENCE)		Faculty Average (SCHOOL OF COMPUTING)	
	Mean	Standard Deviation	Mean	Standard Deviation	Mean	Standard Deviation
Overall, the teacher is effective.	4.4	0.7	4.1	0.9	4.1	0.9

Question	Average Score (TEACHER)	Dept Average by Activity & Level (COMPUTER SCIENCE-TUTORIAL (Level 1000))	Fac Average by Activity & Level (SCHOOL OF COMPUTING-TUTORIAL (Level 1000))	Dept Average by Activity (COMPUTER SCIENCE-TUTORIAL)	Fac Average by Activity (SCHOOL OF COMPUTING-TUTORIAL)
	Mean	Mean	Mean	Mean	Mean
Overall, the teacher is effective.	4.4	4.1	4.1	4.2	4.2

Overall, the teacher is effective



Question	Average Score (TEACHER)		Department Average (COMPUTER SCIENCE)		Faculty Average (SCHOOL OF COMPUTING)	
	Mean	Standard Deviation	Mean	Standard Deviation	Mean	Standard Deviation
The teacher has enhanced my thinking ability.	4.4	0.7	4.1	0.9	4.1	0.9
The teacher provided timely and useful feedback.	4.6	0.6	4.1	0.9	4.0	0.9
The teacher has increased my interest in the subject.	4.2	0.9	4.0	1.0	4.0	1.0
Average of Q1-Q3	4.4	0.7	4.1	-	4.0	-

Question	Average Score (TEACHER)	Dept Average by Activity & Level (COMPUTER SCIENCE-TUTORIAL (Level 1000))	Fac Average by Activity & Level (SCHOOL OF COMPUTING-TUTORIAL (Level 1000))	Dept Average by Activity (COMPUTER SCIENCE-TUTORIAL)	Fac Average by Activity (SCHOOL OF COMPUTING-TUTORIAL)
	Mean	Mean	Mean	Mean	Mean
The teacher has enhanced my thinking ability.	4.4	4.0	4.0	4.2	4.1
The teacher provided timely and useful feedback.	4.6	4.1	4.1	4.2	4.2
The teacher has increased my interest in the subject.	4.2	3.9	3.9	4.1	4.1
Average of Q1-Q3	4.4	4.0	4.0	4.1	4.1

Department Specific Questions

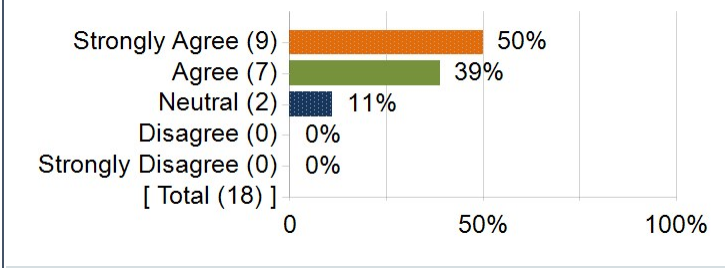
Question	Average Score (TEACHER)		Department Average (COMPUTER SCIENCE)	
	Mean	Standard Deviation	Mean	Standard Deviation
The teacher has enhanced my ability to communicate the subject material.	4.4	0.8	4.0	0.9

Question	Average Score (TEACHER)		Department Average (COMPUTER SCIENCE)	
	Mean	Standard Deviation	Mean	Standard Deviation
The teacher's attitude and approach encouraged me to think and work in a creative and independent way.	4.4	0.7	4.1	0.9

Question	Average Score (TEACHER)		Department Average (COMPUTER SCIENCE)	
	Mean	Standard Deviation	Mean	Standard Deviation
The teacher cares about student development and learning.	4.6	0.6	4.1	0.9

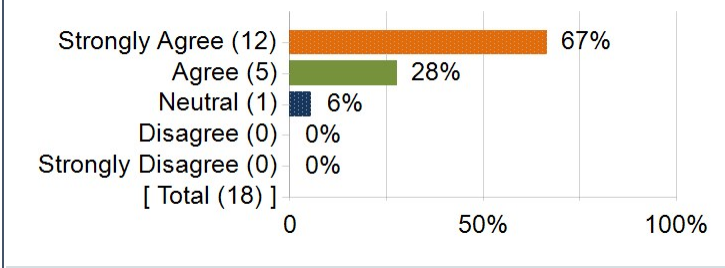
(ii) Distribution of Responses and Additional Statistics

1. The teacher has enhanced my thinking ability.



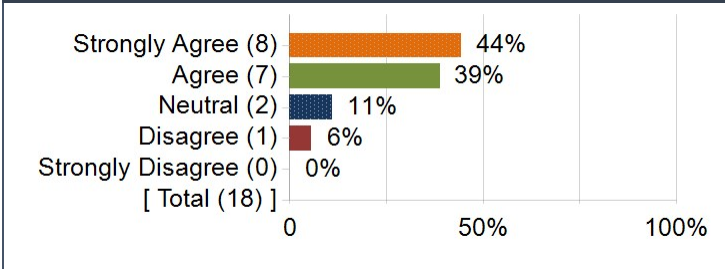
Statistics	Value
Response Count	18
Mean	4.4
Median	4.5
Mode	5
80th Percentile	5.0
Standard Deviation	0.7
Positive Feedback	89%

2. The teacher provided timely and useful feedback.



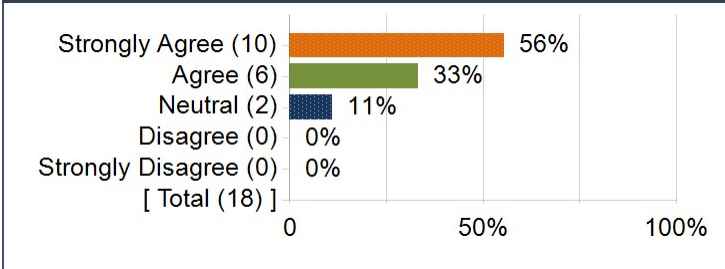
Statistics	Value
Response Count	18
Mean	4.6
Median	5.0
Mode	5
80th Percentile	5.0
Standard Deviation	0.6
Positive Feedback	94%

3. The teacher has increased my interest in the subject.



Statistics	Value
Response Count	18
Mean	4.2
Median	4.0
Mode	5
80th Percentile	5.0
Standard Deviation	0.9
Positive Feedback	83%

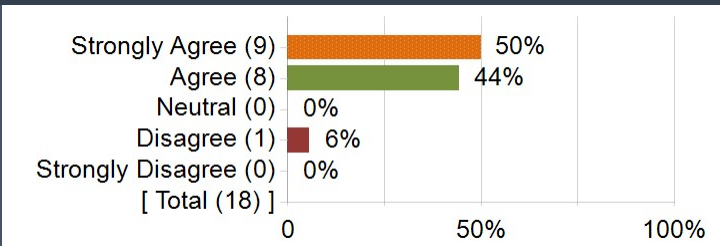
4. Overall, the teacher is effective.



Statistics	Value
Response Count	18
Mean	4.4
Median	5.0
Mode	5
80th Percentile	5.0
Standard Deviation	0.7
Positive Feedback	89%

The teacher has enhanced my ability to communicate the subject material.

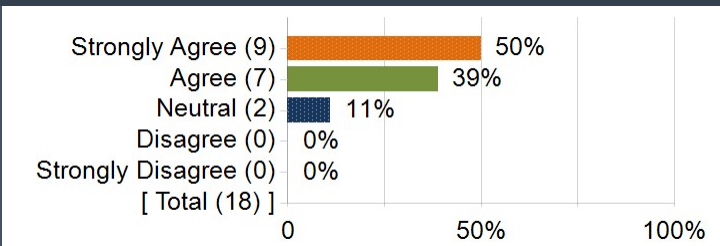
The teacher has enhanced my ability to communicate the subject material.



Statistics	Value
Response Count	18
Mean	4.4
Median	4.5
Mode	5
80th Percentile	5.0
Standard Deviation	0.8
Positive Feedback	94%

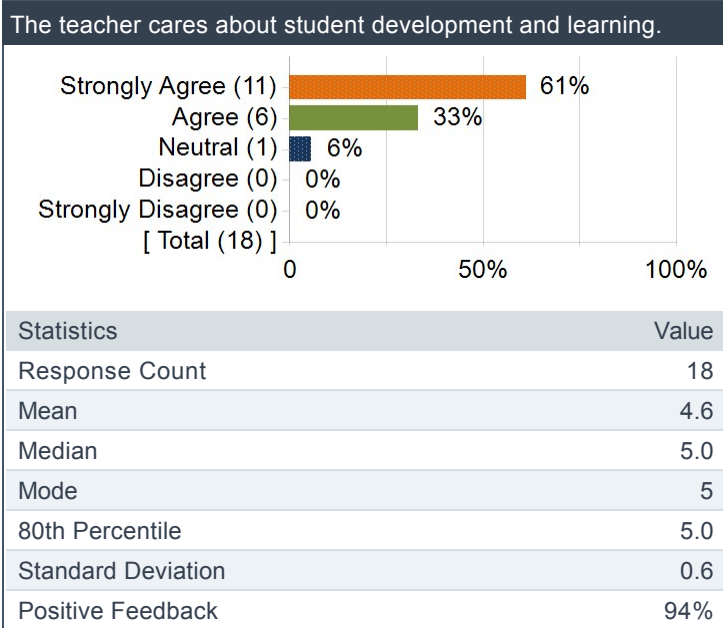
The teacher's attitude and approach encouraged me to think and work in a creative and independent way.

The teacher's attitude and approach encouraged me to think and work in a creative and independent way.

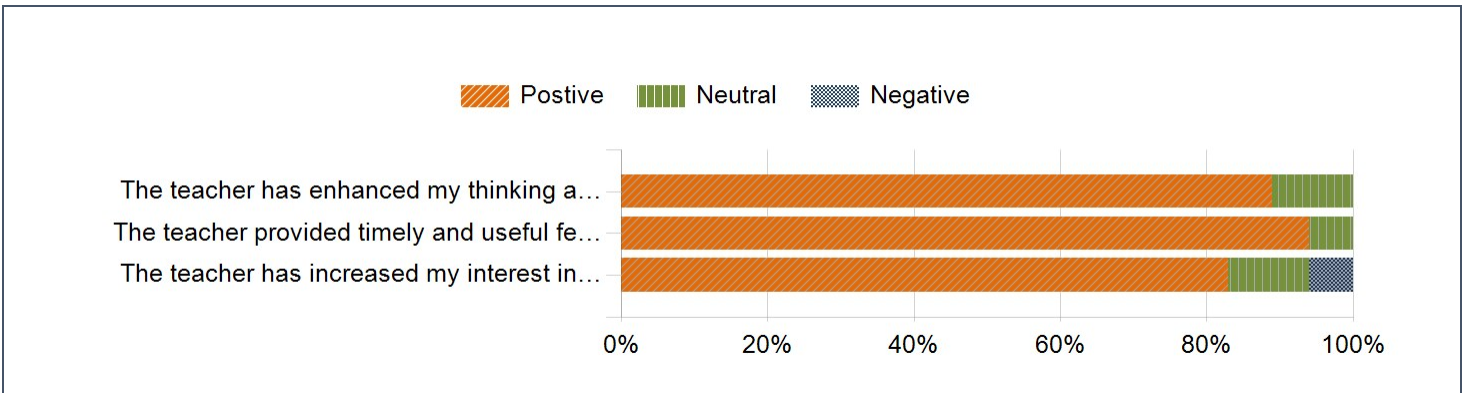


Statistics	Value
Response Count	18
Mean	4.4
Median	4.5
Mode	5
80th Percentile	5.0
Standard Deviation	0.7
Positive Feedback	89%

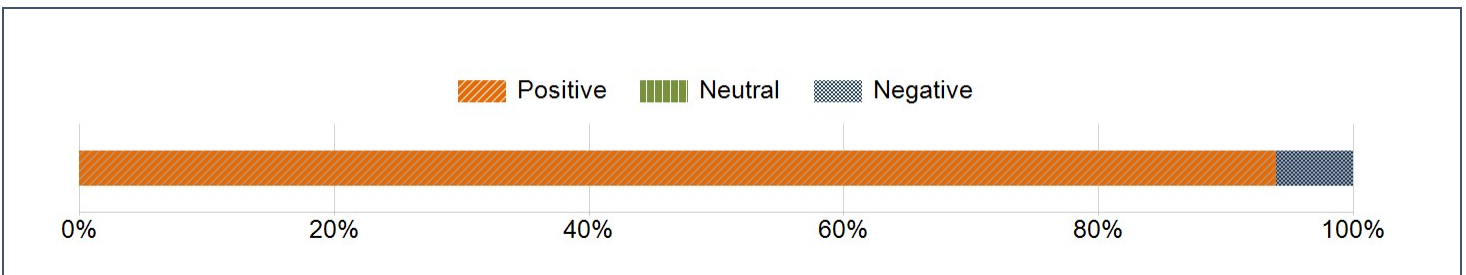
The teacher cares about student development and learning.



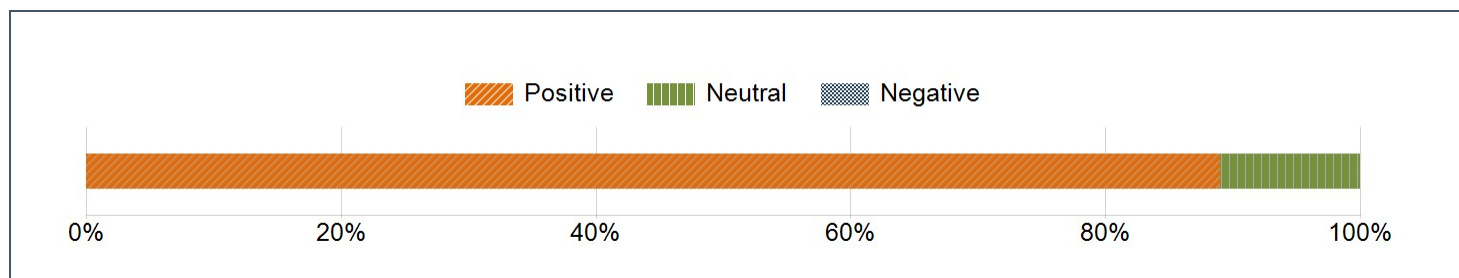
(iii) Scale Distribution of Responses



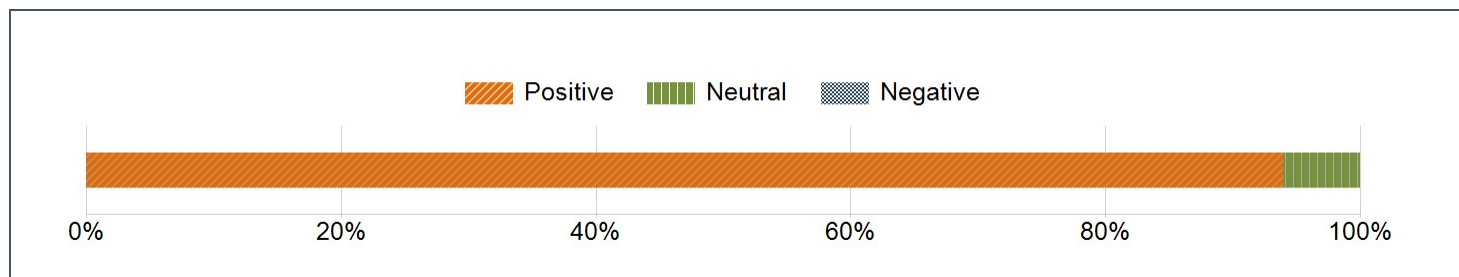
The teacher has enhanced my ability to communicate the subject material.



The teacher's attitude and approach encouraged me to think and work in a creative and independent way.



The teacher cares about student development and learning.



(iv) Rating Scores vs. Gender

Question	M	F	Overall
The teacher has enhanced my thinking ability.	4.2	4.6	4.4
The teacher provided timely and useful feedback.	4.3	4.9	4.6
The teacher has increased my interest in the subject.	4.1	4.3	4.2

D. STRENGTHS

What are TAN HONG KIAT's strengths?

Comments
Quite detailed in explaining the tutorial questions
very nice, approachable, and accessible. would answer any question regardless of how simple
He knows his field very well and explains it in a very easy to understand manner.
He is very detailed in his explanations and always ensures that we understand the concept before moving on.
Great personality, willing to take time out of his own study schedule for consultations to help clarify our doubts
Hong Kiat is very clear and approachable. His lessons as well as materials/notes helps in my learning a lot.
he puts in alot of effort in the tutorials by providing additional questions
He prepares his own slides to further enhance students' understanding of the concepts and his makes efforts to keep students engaged. He is also able to provide timely and useful feedbacks.
he knows what he's teaching very well
He is dedicated to summarize what we have learned in the lecture to power point slides.
Nil

E. AREAS FOR IMPROVEMENT

What improvements would you suggest to TAN HONG KIAT?

Comments
N.A.
He sometimes spends too much time on 1 question.
Needs more confidence in himself
sometimes he can get abit confused about some solutions
Good job. Maybe could shorten a bit the tutorial duration.
talk slower pls
His pace of speaking and presenting is too fast and too Singaporean that I can't follow him sometimes, until I accidentally fell asleep in his tutorial class.
Nil

F. SELF-REFLECTION

1. When comparing these results to the previous year's results, what areas have shown improvement?
2. What areas remain to be improved and what are the necessary steps / actions to do so?
3. Are there colleagues who could potentially guide me?
4. Are there issues that require departmental or institutional support?